

AeroDR

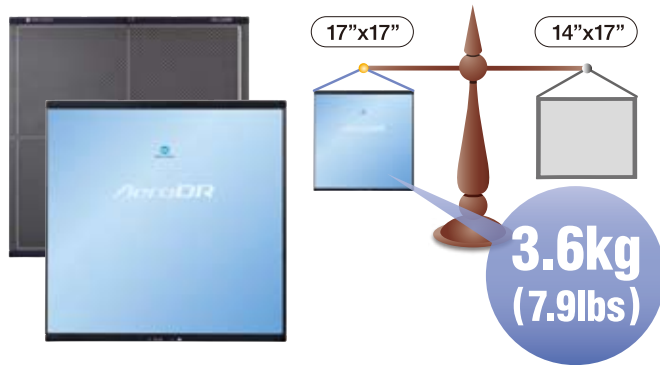
17x17 inch flat panel detector



Konica Minolta introduces the newest member of the AeroDR family, a wireless cassette 17x17 inch flat panel detector (FPD), that delivers wide view range.

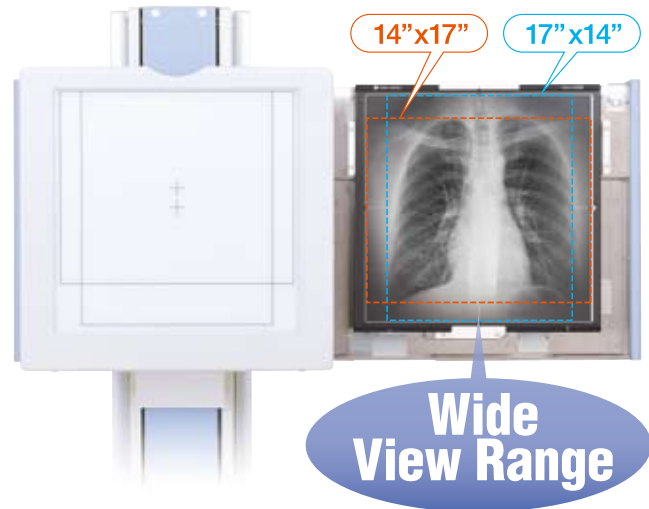
World's Lightest 17" x 17" Wireless FPD

The most lightweight (3.6Kg) 17"x17" panel, despite being cassette size and wireless.



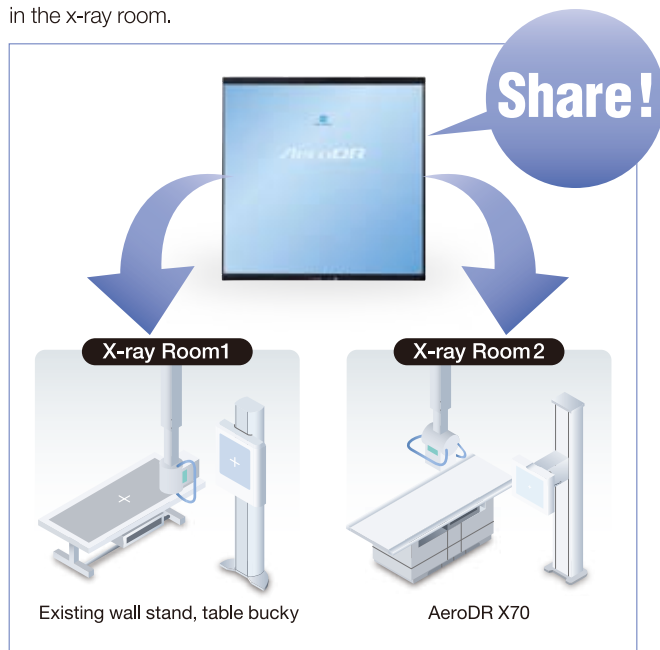
The 17"x17" FPD Provides Increased Image Area

There is no need to rotate the panel from portrait to landscape and vice versa in the bucky tray depending on a patient's size when performing chest or abdominal x-ray procedures. The larger image area allows more anatomy to be imaged, thereby reducing positioning errors.



Shared FPD Solution

Like the 14" x 17", the 17" x 17" panel is cassette sized and fits into the existing bucky tray or cassette holder. The panel can be carried around and shared among X-ray rooms. Moreover the 17" x 17" panel is a wireless cassette FPD, which enables wall stand, table and free cassette-based exams to be performed with one panel in the x-ray room.



Trickle charge

The AeroDR 17"x17" flat panel detector will fit any existing wall stand or table bucky tray. Due to its unique Li-ion capacitor battery, the AeroDR is the only wireless cassette flat panel detector that provides a worry free trickle charge option via a wired connection allowing the FPD to stay fully charged and ready for wireless use at any moment.



Bucky exams (wired connection)

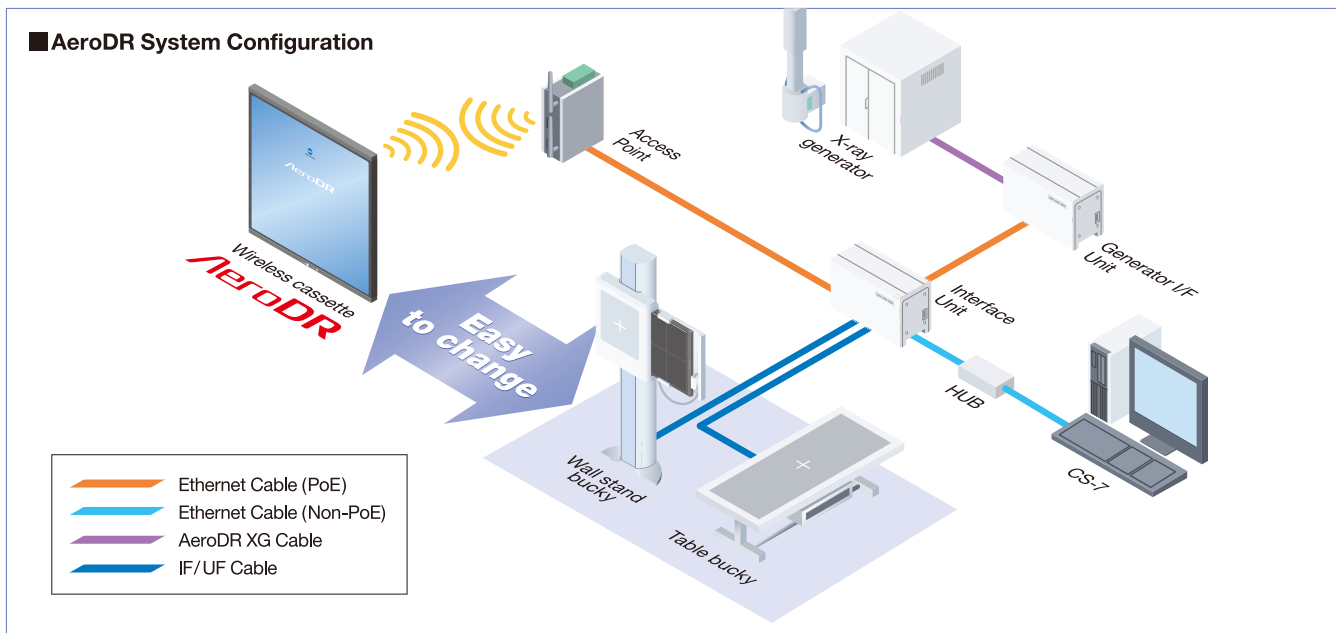


Wireless cassette

WIRELESS DIGITAL RADIOGRAPHY SYSTEM AeroDR

Detection method	Indirect conversion method
Scintillator	CsI (Cesium Iodide)
Dimensions (W x D x H)	14"x17" : 383.7 x 460.2 x 15.9 mm / 17"x17" : 459.8 x 460.2 x 15.9 mm
Weight	14"x17" : 2.9 kg / 17"x17" : 3.6 kg
Pixel size	175µm
Image area size	14"x17" : 348.95x425.25mm (1,994 x 2,430 pixels) / 17"x17" : 424.9x424.9mm (2,428 x 2,428 pixels)
AD conversion	16 bit (65,536 gradients)
Communication	Dedicated wired ethernet connection / Wireless LAN (IEEE802.11a compliant)
WLAN encryption	Wireless encryption method : AES / Authentication method : WPA2-PSK
Cycle time	14"x17" : Approx. 9.2 seconds when connected with the dedicated wired connection / Approx. 13.3 seconds when connected with wireless LAN connection 17"x17" : Approx. 9.9 seconds when connected with the dedicated wired connection / Approx. 15.5 seconds when connected with wireless LAN connection
Dynamic range	4 digits
Battery charging time empty to full	Within 30 minutes (when using the AeroDR battery charger) Within 60 minutes (when using the dedicated wired cable)
Battery duration in standby status	Approx. 16 hours
Number of exposable images	14"x17" : 200 images / 5.5 hours 17"x17" : 173 images / 4.8 hours * Under conditions that the interval between studies is five minutes and three images are captured in each study, assuming 20 seconds for each exposure to position a patient.
Battery expected life time	Above the AeroDR detector product life time
Recommended storage and usage environment conditions	When operating : 10 to 30°C / 35 to 80% RH(ensure no water condensation) When not operating : -10 to 40°C / 20 to 90% RH(ensure no water condensation) In storage : -20 to 60°C* / 20 to 90% RH(ensure no water condensation) * However, performance warranty period when storing at 60°C is 6 months after packing.

- The described performance may change depending on the environment and frequency of use. (This is not a guarantee of performance.)
- The performance of battery is all performance after fully charged.
- Specifications are subject to change without prior notice.



green products

- World's Lightest Weight (including battery)
14"x17" : 2.9kg / 17"x17" : 3.6kg
- Energy Conservation Design: 16hr Stand-by time



KONICA MINOLTA

KONICA MINOLTA MEDICAL & GRAPHIC, INC.

1 Sakura-machi, Hino-shi, Tokyo, 191-8511, Japan

Distributed by :